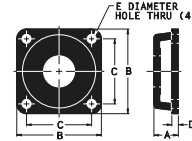


**FOOT BRACKET**

Bore Size	Number	DIMENSIONS							
		A	B	C	D	E	F	G	H
1 <sup>1</sup> / <sub>8</sub>	1-32-225	2 <sup>7</sup> / <sub>16</sub>	1 <sup>1</sup> / <sub>4</sub>	1 <sup>7</sup> / <sub>32</sub>	1	<sup>11</sup> / <sub>16</sub>	<sup>9</sup> / <sub>32</sub>	<sup>1</sup> / <sub>4</sub>	<sup>1</sup> / <sub>4</sub>
1 <sup>1</sup> / <sub>2</sub>	1-32-3	2 <sup>7</sup> / <sub>16</sub>	1 <sup>1</sup> / <sub>4</sub>	1 <sup>7</sup> / <sub>32</sub>	1	<sup>11</sup> / <sub>16</sub>	<sup>9</sup> / <sub>32</sub>	<sup>1</sup> / <sub>4</sub>	<sup>1</sup> / <sub>4</sub>
2, 2 <sup>1</sup> / <sub>2</sub>	1-32-4	3 <sup>1</sup> / <sub>4</sub>	2 <sup>1</sup> / <sub>4</sub>	1 <sup>11</sup> / <sub>16</sub>	1 <sup>7</sup> / <sub>32</sub>	<sup>11</sup> / <sub>16</sub>	<sup>11</sup> / <sub>32</sub>	<sup>1</sup> / <sub>4</sub>	<sup>1</sup> / <sub>4</sub>
3 <sup>1</sup> / <sub>4</sub> , 4	1-32-65	5 <sup>1</sup> / <sub>2</sub>	4	2 <sup>7</sup> / <sub>16</sub>	1 <sup>29</sup> / <sub>32</sub>	1 <sup>7</sup> / <sub>32</sub>	<sup>15</sup> / <sub>32</sub>	<sup>1</sup> / <sub>2</sub>	<sup>1</sup> / <sub>2</sub>

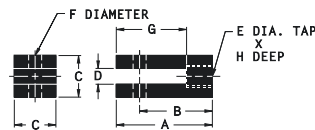
Mounting nut included.



**FLANGE BRACKET**

Bore Size	Number	DIMENSIONS				
		A	B	C	D	E
1 <sup>1</sup> / <sub>8</sub>	1-33-225	<sup>15</sup> / <sub>16</sub>	2 <sup>1</sup> / <sub>2</sub>	2	<sup>1</sup> / <sub>4</sub>	<sup>9</sup> / <sub>32</sub>
1 <sup>1</sup> / <sub>2</sub> , 2, 2 <sup>1</sup> / <sub>2</sub>	1-33-4	<sup>15</sup> / <sub>16</sub>	3 <sup>1</sup> / <sub>4</sub>	2 <sup>1</sup> / <sub>2</sub>	<sup>1</sup> / <sub>4</sub>	<sup>11</sup> / <sub>32</sub>
3 <sup>1</sup> / <sub>4</sub> , 4	1-33-65	1 <sup>7</sup> / <sub>32</sub>	5 <sup>1</sup> / <sub>4</sub>	4	<sup>1</sup> / <sub>2</sub>	<sup>15</sup> / <sub>32</sub>

Mounting nut included.



**ROD CLEVIS**

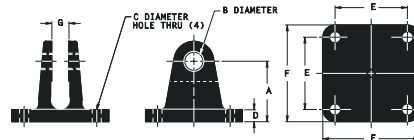
Bore Size	Number	DIMENSIONS							
		A	B	C	D	E	F	G	H
1 <sup>1</sup> / <sub>8</sub>	1-35-225	2 <sup>7</sup> / <sub>16</sub>	1 <sup>1</sup> / <sub>4</sub>	1	<sup>5</sup> / <sub>8</sub>	<sup>1</sup> / <sub>2</sub> -20	<sup>3</sup> / <sub>16</sub>	1 <sup>11</sup> / <sub>16</sub>	<sup>11</sup> / <sub>16</sub>
1 <sup>1</sup> / <sub>2</sub> , 2, 2 <sup>1</sup> / <sub>2</sub>	1-35-3	2 <sup>7</sup> / <sub>16</sub>	1 <sup>1</sup> / <sub>4</sub>	1	<sup>17</sup> / <sub>32</sub>	<sup>5</sup> / <sub>16</sub> -18	<sup>7</sup> / <sub>16</sub>	1 <sup>11</sup> / <sub>16</sub>	<sup>11</sup> / <sub>16</sub>
3 <sup>1</sup> / <sub>4</sub> , 4	1-35-65	3 <sup>3</sup> / <sub>4</sub>	2 <sup>5</sup> / <sub>8</sub>	1 <sup>1</sup> / <sub>2</sub>	2 <sup>1</sup> / <sub>32</sub>	1-14	<sup>1</sup> / <sub>2</sub>	1 <sup>7</sup> / <sub>16</sub>	1 <sup>1</sup> / <sub>4</sub>

Connecting Pin included.



**MOUNTING NUT**

Bore Size	Number	DIMENSIONS	
		Height	Across Flats
1 <sup>1</sup> / <sub>8</sub>	1-38-16	<sup>11</sup> / <sub>32</sub>	1 <sup>1</sup> / <sub>8</sub>
1 <sup>1</sup> / <sub>2</sub> , 2, 2 <sup>1</sup> / <sub>2</sub>	1-38-20	<sup>19</sup> / <sub>32</sub>	1 <sup>1</sup> / <sub>8</sub>
3 <sup>1</sup> / <sub>4</sub> , 4	1-38-28	<sup>11</sup> / <sub>16</sub>	2 <sup>1</sup> / <sub>4</sub>



**SWIVEL BRACKET**

Bore Size	Number	DIMENSIONS						
		A	B	C	D	E	F	G
1 <sup>1</sup> / <sub>8</sub> , 1 <sup>1</sup> / <sub>2</sub>	1-34-3	1 <sup>1</sup> / <sub>4</sub>	<sup>5</sup> / <sub>16</sub>	<sup>9</sup> / <sub>32</sub>	<sup>5</sup> / <sub>16</sub>	1 <sup>3</sup> / <sub>4</sub>	2 <sup>1</sup> / <sub>4</sub>	<sup>17</sup> / <sub>32</sub>
2, 2 <sup>1</sup> / <sub>2</sub>	1-34-4	1 <sup>7</sup> / <sub>8</sub>	<sup>7</sup> / <sub>16</sub>	<sup>11</sup> / <sub>32</sub>	<sup>2</sup> / <sub>8</sub>	2 <sup>1</sup> / <sub>4</sub>	3	<sup>17</sup> / <sub>32</sub>
3 <sup>1</sup> / <sub>4</sub> , 4	1-34-65	2 <sup>7</sup> / <sub>8</sub>	<sup>1</sup> / <sub>2</sub>	<sup>15</sup> / <sub>32</sub>	<sup>1</sup> / <sub>2</sub>	3	4	<sup>25</sup> / <sub>32</sub>

Connecting pin included.

NOTE: ROD NUT INCLUDED ON ALL F, O, H, D, M AND DM TYPE CYLINDERS